



[COREPEL.COM](https://corepel.com)



**EVOLUTION  
TOUCH**

# **CO RE PEL**

**EXTRA-DURABLE  
WATERPROOF  
FLOOR**





UNBEATABLY DURABLE	2
THE CORE	10
THE FLOOR	12
TOUCH WOOD EDITION	16
TOUCH STONE EDITION	22
FACTS	28







V40241 **WILTON OAK NATURAL**  
EVOLUTION TOUCH



# UNBEATABLELY DURABLE

Our everyday lives are full of the hustle and bustle of different activities. So it's all the more important that we have resilient flooring that keeps pace with all our needs. A Corepel floor effortlessly rises to the challenge.


■ A Corepel designer floor can withstand whatever life throws at it – children playing, pets romping around, objects falling – and still maintains its beauty.

With its Enhanced Wood Core embedded in high-performance resin, it is dimensionally stable, waterproof and resistant to scratches and dents.

The high share of wood contained in Corepel's core is exclusively from certified and controlled sources. And it's the first floor ever to meet the requirements set out in the DEC standard.

**Corepel: the right choice in the long run.**





V40201 ASHFORD OAK CREME  
EVOLUTION TOUCH



# 5X STRONGER

Let the sunlight in and enjoy the warmth – a Corepel floor retains its shape under any condition.

■ Corepel's floor panels fit together as seamlessly as the pieces of a puzzle. To ensure that this remains the case even when temperatures fluctuate, its wooden core is embedded in heat-resistant resin, alltogether creating a bond between panels that is five times stronger than other designer floors.

Even when exposed to moisture and high loads, the joints between the panels hold tight. Even an uneven substrate is no problem for Corepel. Its surface stays smooth and beautiful.

So, what are you waiting for? Open the curtains and let the heat in – even if you've got floor-to-ceiling windows.

**Corepel always retains its form.**







EVOLUTION  
UNBEATABLE DURABLE



V40251 WILTON OAK BEIGE  
EVOLUTION TOUCH



# 100% WATERPROOF

There's no need to worry if Corepel ends up covered in splashes and drips – it's waterproof.





■ Whether Trixie's had a little accident or someone's spilled a soft drink, all kinds of puddles can quickly cause a wooden floor to warp. But that's not the case with Corepel.

Have your children come running indoors, still wearing their soaking-wet shoes, after the heavens opened? That's not a problem! Corepel's tight joints don't let the slightest drop of moisture through.

Corepel Comfort Line floors are even suitable for use in bathrooms and laundry rooms. They don't swell or absorb odors. Quite the contrary. They are easy to steam clean or wet mop.

**Because 100% waterproof also means 100% practical.**

V40211 ASHFORD OAK GREY  
EVOLUTION TOUCH



# EXTREMELY ROBUST

Corepel fits in with your active life. In all the rooms that are at the heart of the home.

**Martindale test**

*The Martindale method is used to simulate the conditions created by children or pets running around on a floor thousands of times over. The Corepel Evolution proved its extreme scratch resistance and achieved an excellent MSR A2 rating (EN 16511:2019) during this test.*

**Taber test**

*During the Taber test, a product's abrasion resistance is tested by using falling sand in a targeted manner. The Corepel Evolution was still as flawlessly beautiful after 8,000 cycles as it was at the beginning. Its impressive quality corresponds to Use Class 33 (EN 16511:2019).*

V40201 **ASHFORD OAK CREME**  
EVOLUTION TOUCH



■ Sharp edges can do a great deal of damage to floor coverings. But Corepel is perfectly protected. Thanks to its extraordinary abrasion resistance, soccer boots or surfboards leave just as few traces as animal claws or smashed vases.

Corepel adds a brilliant touch to all high-traffic areas of the home – from the hall to the wet room. And, since it is resistant to the heat and cold, it is also an ideal choice for kitchens or conservatories.

Live life the way you want to. **Your Corepel designer floor will remain intact and beautiful – every time it is used.**





# ENCAPSULATED WOOD CORE

In the same way that an oyster shell provides a protective casing for the pearl inside, a shell of high-performance resin protects Corepel's wooden core too.

■ The Corepel core consists of a high share of natural wood, which is encased in protective high-performance resin. That's why Corepel can withstand intense home workouts, stomping children and falling household items – in short, any challenge that you might encounter in your everyday family life.

As unyielding as Corepel is in the face of adverse influences, it has just as gentle an impact on the environment. The wood used in Corepel floors, for example, is exclusively sourced from responsibly managed, FSC-certified production facilities.

And the fact that Corepel has been awarded labels such as FloorScore, Greenguard Gold, VOC A+ and CARB2 clearly illustrates that it is manufactured as part of an amazingly low-emission production process and ensures highest indoor air quality.





# A TOUGH PER- FORMER GENTLE WITH NATURE

EVOLUTION

THE CORE

## **An eco-friendly cooperation.**

— Corepel Evolution demonstrates a 30% smaller CO2 footprint compared to conventional produced floors. This is made possible by Kauramin® BALANCE, the biomass-balanced produced resin newly developed by our long-standing innovation partner BASF. With this, we are achieving another milestone on our path to decarbonize our wood-based materials.

V40211 **ASHFORD OAK GREY**  
EVOLUTION TOUCH



# DURABLE ECO COMPOSITE THE NEW STANDARD

Corepel is particularly eco-friendly and durable. It is the first flooring ever to meet the requirements set out in the new DEC standard.

V4025T WILTON OAK BEIGE  
EVOLUTION TOUCH





EVOLUTION

THE FLOOR



FSC ZERTIFIZIERT



# EVOLUTION TOUCH SILENTLY STYLISH

Corepel Evolution's durable floors are equally pleasing to both, the eye and the ear.

■ Thanks to its seal-like surface layer, the Corepel Comfort Line is both resistant and soft at the same time. Even though it looks and feels attractively smooth, it offers high Class R10 slip

The floors have excellent Class 32 abrasion resistance and are resistant to moisture and fungi. Because they are so robust, we offer a lifetime warranty on residential use and a five-year warranty on commercial use.

The acoustic properties are just as impressive. The floors' cork impact sound absorption reduces noise by up to 16 decibels, making them excellently suited to use in apartment buildings or in open spaces with high ceilings. Thanks

to the ingenious Uniclic system they are also quick and easy to install – and waterproof to boot.

Everything about the Corepel Comfort Line is designed to last. The floor's naturalwood and tile designs make it a keeper for a lifetime – in terms of both practical use and appearance.



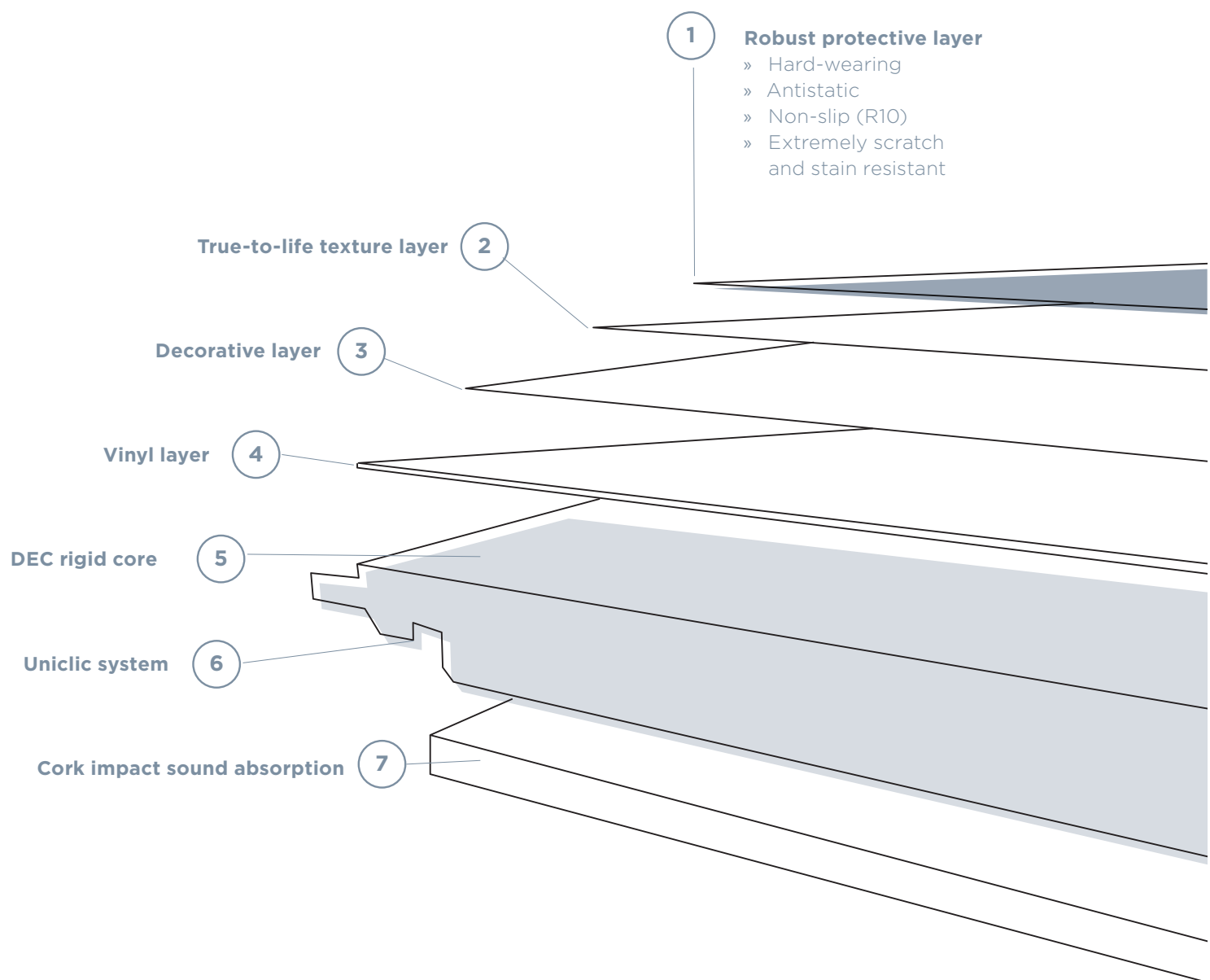
#### WOOD STANDARD

1,235 x 230 x 10 mm  
48.62" x 9.05" x 10 mm

#### STONE STANDARD

620 x 450 x 10 mm  
24.41" x 17.71" x 10 mm







# EVOLUTION TOUCH WOOD EDITION

You can choose from a  
range of attractive wood  
decors.

V40231 BALLYGALLY OAK BEIGE  
EVOLUTION TOUCH



EVOLUTION


EVOLUTION TOUCH | WOOD EDITION





# SOFT UNDERFOOT


V40231 BALLYGALLY OAK BEIGE



V40251 WILTON OAK BEIGE



V40241 WILTON OAK NATURAL







**WOOD STANDARD**

1235 x 230 x 10 mm  
48.62" x 9.05" x 10 mm

■ The surface coating of this collection is designed to feel soft underfoot, for an especially pleasant sensation when walking.



EVOLUTION

EVOLUTION TOUCH

V40211 **ASHFORD OAK GREY**  
EVOLUTION TOUCH





■ Maintain a minimalist style with design classics from the 1950s. Or opt for a Scandi style with clean lines and organic accents. Bring nature into your home in the form of stacked firewood. Or draw attention to a cream-colored wall by adding decorative accents: ornate

vases, teardrop chandeliers or bookshelves filled with good reads.

**Create an atmosphere in your home that is as unique as you are with Corepel.**



# EVOLUTION TOUCH STONE EDITION

Stone decors give your space  
a clean, pared-back look.



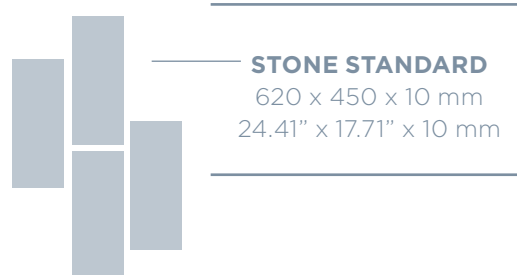




V50261 **MARMOR BEIGE**  
EVOLUTION TOUCH



# CONTEMPORARY COOL







■ Show off your personality. Since the Corepel Evolution collection's class will never go out of fashion, it supports any style.





V50271 SLATE GREY  
EVOLUTION TOUCH





■ Corepel is the purist stage to showcase your furniture. Whether they're antiques and vintage pieces with nostalgic flair. Or contemporary, minimalist items. Modern classics also work in perfect harmony with the neutrality of Corepel Evolution. Whatever aesthetic you prefer, Corepel is the perfect floor to match it.



# FACTS

TOUCH	STANDARD	WOOD CLASSIC
Measurements and total thickness in mm		1,235 × 230 × 10 mm
Measurements and total thickness in inches		48.62 x 9.05"
Panels per box		6
m <sup>2</sup> /box		1.704
kg/box		18 kg
lbs/box		39.68 lbs
kg/pallet		875
lbs/pallet		1929
box/pallet		48
Utilization Class	EN 16511	Living area 23, object area 33
Thickness of the wear layer		0.55mm / 20 mil
Profile		Uniclic
Bevel		V4 microbevel
Impact sound absorption		1.2 mm cork
Impact sound improvement measurement	EN ISO 717-2	15 dB
Suitability for chair castors	EN ISO 4918	Suitable for type W
Fire behavior	EN ISO 9239-1	Bfl-s1
Thermal resistance	EN 12524	Approx. 0.088 m <sup>2</sup> K/W
Water resistance		100% waterproof
Big ball impact resistance		1,500 mm
Residual indentation	EN 433	Max. 0.03 mm
Lightfastness	ISO 105	6/7
Chemical resistance	EN 438-2	Good resistance
Emission values		E1/2020
AgBB emission values		Met
Click connection transverse tensile values	ISO 24334	> 5.4 kN/m, > 3x higher than Class 33
Charging voltage	EN 1815	Antistatic < 2.0 kV
Slip resistance coefficient	EN 51130:2014	R10
T-seam test	ISO/DIS 4760:2021	24 hrs protection
Micro-scratch resistance	EN 16094	MSR-A2
Emission A+ (France)		Yes
Greenguard Gold		Yes
Floorscore		Yes
Formaldehyde Emission	EN 717-1:2005	Class E1/2020, under detection limit (CARB2/ TSCA VI compliant)
Maximum installation area		20 x 20 m, 65" x 65"
PVC-free		core board and acoustic underlay
Phthalate-free		Vinyl layer
Underfloor heating		Suitable (H <sub>2</sub> O)
Warranty on residential performance		Limited lifetime
Warranty on commercial performance		Five years

\*To view test certificates, visit [corepel.com](http://corepel.com)



STONE CLASSIC

- 620 x 450 x 10 mm
- 24.41 x 17.71"
- 6
- 1.674
- 18 kg
- 39.68 lbs
- 860
- 1896
- 48
- Living area 23, object area 33
- 0.55mm / 20 mil
- Uniclic
- V4 microbevel
- 1.2 mm cork
- 15 dB
- Suitable for type W
- Bfl-s1
- Approx. 0.088 m² K/W
- 100% waterproof
- 1,500 mm
- Max. 0.03 mm
- 6/7
- Good resistance
- E1/2020
- Met
- > 5.4 kN/m, > 3x higher than Class 33
- Antistatic < 2.0 kV
- R10
- 24 hrs protection
- MSR-A2
- Yes
- Yes
- Yes
- Class E1/2020, under detection limit (CARB2/TSCA VI compliant)
- 20 x 20 m, 65" x 65"
- core board and acoustic underlay
- Vinyl layer
- Suitable (H<sub>2</sub>O)
- Limited lifetime
- Five years

■ Installation instructions can be found on [corepel.com](http://corepel.com)

■ Care and maintenance information can be found on [corepel.com](http://corepel.com)